








This item includes:

 Item No.: 221-412 Splicing connector with levers; for all conductor types; max. 4 mm²; 2-conductor; with levers; transparent housing; Surrounding air temperature: max 85°C (T85); 4,00 mm²; transparent	 Item No.: 221-413 Splicing connector with levers; for all conductor types; max. 4 mm²; 3-conductor; with levers; transparent housing; Surrounding air temperature: max 85°C (T85); 4,00 mm²; transparent	 Item No.: 221-415 Splicing connector with levers; for all conductor types; max. 4 mm²; 5-conductor; with levers; transparent housing; Surrounding air temperature: max 85°C (T85); 4,00 mm²; transparent	 Item No.: 221-500 Mounting carrier; 221 Series - 4 mm²; for DIN-35 rail mounting/screw mounting; orange	1
 Item No.: 221-612 Splicing connector with levers; for all conductor types; max. 6 mm²; 2-conductor; transparent housing; Surrounding air temperature: max 85°C (T85); 6,00 mm²; transparent	 Item No.: 221-613 Splicing connector with levers; for all conductor types; max. 6 mm²; 3-conductor; transparent housing; Surrounding air temperature: max 85°C (T85); 6,00 mm²; transparent	 Item No.: 221-615 Splicing connector with levers; for all conductor types; max. 6 mm²; 5-conductor; transparent housing; Surrounding air temperature: max 85°C (T85); 6,00 mm²; transparent		15

Notes

Safety management note	NOTICE: Observe installation and safety instructions! <ul style="list-style-type: none">• Only to be used by electricians!• Do not work under voltage/load!• Use only for proper use!• Observe national regulations/standards/guidelines!• Observe technical specifications for the products!• Observe the number of permissible potentials!• Do not use damaged/dirty components!• Observe conductor types, cross-sections and strip lengths!• Insert conductor until it hits the product's backstop!• Use original accessories! To be sold only with installation instructions!
------------------------	--



Physical data	
Width	259 mm / 10.197 inches
Height	63 mm / 2.48 inches
Depth	155 mm / 6.102 inches

Material data	
Note (material data)	Information on material specifications can be found here
Fire load	16.844 MJ
Weight	996.4 g

Commercial data	
eCl@ss 10.0	27-14-11-04
eCl@ss 9.0	27-14-11-04
ETIM 8.0	EC000446
ETIM 7.0	EC000446
PU (SPU)	1 pcs
Packaging type	Box
Country of origin	DE
GTIN	4055143739160
Customs tariff number	85369010000

Environmental Product Compliance	
RoHS Compliance Status	Compliant,No Exemption

Downloads

Environmental Product Compliance

Compliance Search	
Environmental Product Compliance 887-957	