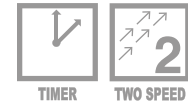


# Aventa Shower Kit

Shower ventilation



## Key Features

- In-line mixed flow fan
- Flow rate up to 280 m<sup>3</sup>/hr
- Designed for ducted installations
- High pressure, low noise
- Compact and quiet in operation
- Two speed (normal and boost)
- Adjustable overrun timer version
- Access to motor and impeller without dismantling ductwork
- Low watt motor from 25w
- IPX4 rating
- Complies with Building Regulations
- 3 year warranty

## Aventa Shower Kit

The Aventa range provides compact, quiet and powerful remote mounted ventilation for ducted installations.

Available in high performance, two speed versions they are less bulky than larger in-line centrifugal fans and can be installed in loft spaces or service shafts for remote extraction.

With high flow/high pressure development characteristics they can be used with flexible ducting and flat duct systems to ensure compliance with latest Building Regulations guidance ensuring installed performance and extraction conditions are met.



ALWAYS PULL FLEXIBLE DUCTING TAUGHT TO ENSURE INSTALLED PERFORMANCE AIR FLOW.



## Applications

**Timer** Timer can be set to run on between 2 and 30 minutes

## Contents of Kit

- 9041407 AVT 100T, 6m flex duct, ties, extract valve, external grille
- 9041408 AVT 100T, 6m flex duct, ties, halogen light, chrome and white grilles and external grille
- 9041406 AVT 125T, 6m flex duct, ties, extract valve, external grille

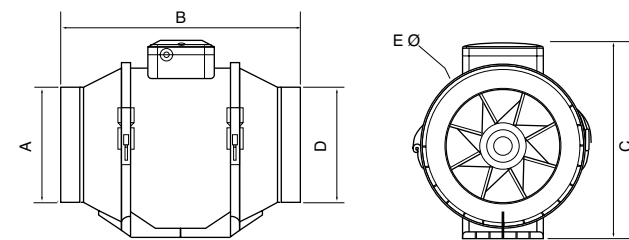


## Technical Data

Specification	Aventa 100T Shower Kit	Aventa 100T Shower Kit with Light	Aventa 125T Shower Kit
Air flow m <sup>3</sup> /hr*	145 / 187	145 / 187	220 / 280
Air flow l/sec*	40 / 52	40 / 52	61 / 78
Fan type	Mixed Flow	Mixed Flow	Mixed Flow
Controls	Timer	Timer	Timer
Mounting	In-Line	In-Line	In-Line
Sound pressure dB(A)@3m	27 / 36	27 / 36	28 / 37
Power watts	21 / 33	21 / 33	23 / 37
Amps	0.11 / 0.21	0.11 / 0.21	0.18 / 0.27
Building Regulations ADF	Yes	Yes	Yes
Duct diameter (mm)	100	100	125
Voltage	230v / 1ph / 50Hz	230v / 1ph / 50Hz	230v / 1ph / 50Hz
Rating	IPX4	IPX4	IPX4
Material finish	ABS	ABS	ABS
Weight (kg)	1.5	1.5	1.5
Dimensions (H x W x D) mm	190 x 246 x 126	190 x 246 x 126	190 x 246 x 136
Part No.	9041407	9041408	9041406

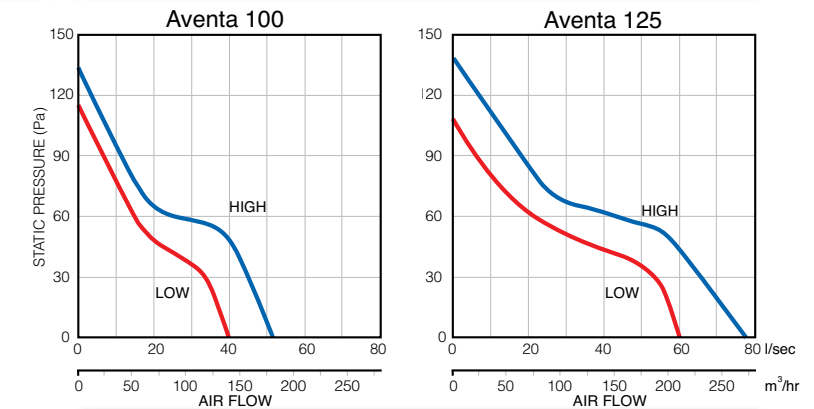
\* Air flow at free discharge

## Dimensions (mm)



Model	A	B	C	D	E
AV100	96	246	190	96	126
AV125	123	246	190	123	136

## Performance



## Controls and Accessories

A range of accessories including flexible and rigid ducting kits, controls and grilles are available.